

2016 **YMF** AUSTRALIAN SUPERBIKE CHAMPIONSHIP

YAMAHA MOTOR FINANCE

Winton Park Raceway - Vic

PRESENTED BY



Round 6
Sept 30 - Oct 2



PRODUCTION
Qualifying 2

Date: 01/10/16
Event: Q07
Weather: Mist - 12.0C
Track: Damp/drying - Temp: 12.3C

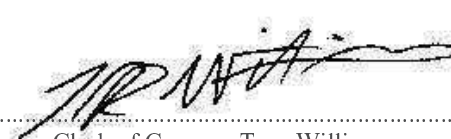
Started at: 11:28:52
Laps: 20 Min
Starters: 24
Printed at: 14:15

PROVISIONAL CLASSIFICATION

Pos	No	Gr	Name	Class	Machine	Fastest Lap	On Lap	Behind Prev	Behind Leader	Top Speed
1	33	J	Reid BATTYE (NSW) / Ipone / Shark Helmets / Ixon / DB Racing / Kincumber Kebabs / MM Painting	300	Kawasaki EX 300	1:37.277	9 of 9			153
2	17	D	Tom TOPARIS (NSW)	300	Kawasaki EX 300	1:38.297	9 of 10	1.020	1.020	157
3	345	C	Sam CONDON (NSW) / Bikebiz / Swann Insurance / Shark / Iphone / Berik	300	Kawasaki EX 300	1:40.066	10 of 10	1.769	2.789	151
4	55	B	Brandon DEMMERY (NSW) / 2 Thugs Customs / GreenteaX50 / RST / Erebus Academy / Dunlop / LS2 / Yamaha	>300	Yamaha R3 320	1:40.308	11 of 11	.242	3.031	155
5	54	C	Jack DAWES (NSW) / JDR Racing / Chemworks / Signwork Group / YRD / Motul / Pirelli / Alan Gray & Co	>300	Yamaha R3 320	1:40.553	8 of 11	.245	3.276	150
6	58	B	Callum ALDERSON (VIC) / YRD / Sign Pro / Jobbox / Yamalube	>300	Yamaha R3 320	1:40.743	11 of 12	.190	3.466	152
7	93	B	Drew SELLS (VIC) / Race Centre / Peter Stevens M-cycles / Oilee Racing / Kaneg	300	Kawasaki EX 300	1:41.138	8 of 11	.395	3.861	150
8	86	J	Oliver BAYLISS (QLD) / Cube Racing / Bell / Alpine Stars	300	Kawasaki EX 300	1:43.306	11 of 11	2.168	6.029	153
9	46		Aidan HAYES (NSW) / Hayes Johnston Pty Ltd / Hayes Electrical	>300	Yamaha R3 320	1:43.867	5 of 5	.561	6.590	148
10	25	C	Michael KING (WA) / www.brandsense.com.au / Kaneg / Vortex / Pelican Charters / Pio-Stitch	>300	Yamaha R3 320	1:44.960	6 of 6	1.093	7.683	150
11	42	C	Jack PASSFIELD (NSW) / Stay Up Right / Link Intl / Pirelli / Motul / D Moto / RST Leathers / LS2 Helmets	>300	Yamaha R3 320	1:45.402	11 of 11	.442	8.125	148
12	85		Ty LYNCH (SA) / Adelaide M-cycle Recovery / Peter Stevens M-cycles / Neville Lush Racing	>300	Yamaha R3 320	1:46.201	6 of 7	.799	8.924	145
13	136		Lee CHEETHAM (NSW) / Cheetham Eng. / Roches Hotel / Grafton Power Products / West Sliders	300	Kawasaki EX 300	1:46.284	4 of 5	.083	9.007	148



Chief Time Keeper - Scott Laing



Clerk of Course - Tom Williams



Computime Race Timing Systems Pty Ltd © 1996


Licensed to Computime Race Timing Systems

www.computime.com.au

COMPUTIME RACE TIMING SYSTEMS PTY LTD

9 Timber Lane, Glen Waverley, Vic 3150. Ph : 0418 17 13 17

E-mail : scott@computime.com.au



2016

YMF
YAMAHA MOTOR FINANCE

AUSTRALIAN SUPERBIKE CHAMPIONSHIP

Winton Park Raceway - Vic

PRESENTED BY

Round 6
Sept 30 - Oct 2PRODUCTION
Qualifying 2Date: 01/10/16
Event: Q07
Weather: Mist - 12.0C
Track: Damp/drying - Temp: 12.3CStarted at: 11:28:52
Laps: 20 Min
Starters: 24
Printed at: 14:15

PROVISIONAL CLASSIFICATION

Pos	No	Gr	Name	Class	Machine	Fastest Lap	On Lap	Behind Prev	Behind Leader	Top Speed
14	1		Justin HALL (NSW) / Shark Leathers / Citybike Worx / West Sliders / The Bolt Barn	300	Kawasaki EX 300	1:46.505	4 of 9	.221	9.228	154
15	117	J	Zane FORD (NSW) / Ford Brothers Racing / Port Performance / Graeme Boyd M-cycles	300	Kawasaki EX 300	1:47.892	5 of 9	1.387	10.615	149
16	39	J	Scott NICHOLSON (VIC) / G.Williams Motorcycle Eng. / Traction Control Susp. West / NGK / The Pool Boy	300	Kawasaki EX 300	1:48.388	5 of 5	.496	11.111	148
17	337	C	Gregory FARRELL (NSW) / www.landscapesupplies.com.au / BC Performance	300	Kawasaki EX 300	1:48.680	7 of 8	.292	11.403	142
18	31		Christopher DOBIE (NSW) / AMCN / YMA / Pirelli / Nubski	>300	Yamaha R3 320	1:49.351	10 of 10	.671	12.074	142
19	65	C	Jonah SITA (WA) / Flashpoint M-sport / Chain Reaction M-cycles / Berry Sweet Strawberry Farm	300	Kawasaki EX 300	1:49.409	8 of 8	.058	12.132	148
20	20		Hunter FORD (NSW) / Ford Brothers Racing / Bell Helmets / Port Performance / Grarme Boyd Yamaha	>300	Yamaha R3 320	1:50.696	3 of 3	1.287	13.419	143
21	44	C	James BOYLE (NSW)	>300	Yamaha R3 320	1:51.195	10 of 10	.499	13.918	145
22	322	C	Keegan PICKERING (NSW)	300	Kawasaki EX 300	1:53.221	9 of 10	2.026	15.944	153
23	18	J	Nicholas CLAIR (VIC) / Lazy Days Guest House Phillip Island	300	Kawasaki EX 300	1:55.695	9 of 10	2.474	18.418	143
24	36		Arkadiusz DEPCZYNSKI (VIC)	>300	Yamaha R3 320	1:58.647	8 of 10	2.952	21.370	144

New best lap for PROD class - Previous: 1:45.686 by Tom TOPARIS (NSW) on a Kawasaki EX 300 set on 30/09/16

The results are provisional until the end of the time limit for protests and appeals.

Chief Time Keeper - Scott Laing

Clerk of Course - Tom Williams




Computime Race Timing Systems Pty Ltd © 1996

Licensed to Computime Race Timing Systems

www.computime.com.au

COMPUTIME RACE TIMING SYSTEMS PTY LTD

9 Timber Lane, Glen Waverley, Vic 3150. Ph : 0418 17 13 17

E-mail : scott@computime.com.au

2016

YMF
YAMAHA MOTOR FINANCE

AUSTRALIAN SUPERBIKE CHAMPIONSHIP

Winton Park Raceway - Vic

PRESENTED BY

Round 6
Sept 30 - Oct 2PRODUCTION
Qualifying 2Date: 01/10/16
Event: Q07
Weather: Mist - 12.0C
Track: Damp/drying - Temp: 12.3CStarted at: 11:28:52
Laps: 20 Min
Starters: 24
Printed at: 14:15

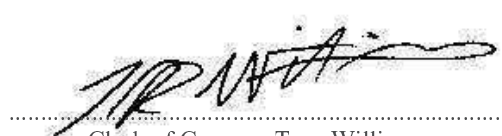
PROVISIONAL LAP TIMES

No	Name	Lap 1	Lap 2	Lap 3	Lap 4	Lap 5	Lap 6	Lap 7	Lap 8	Lap 9	Lap 10
1	Justin HALL (NSW)	1:56.283	1:46.783	1:56.667	<u>1:46.505</u>	1:53.121	1:46.880	5:10.557	1:51.172	1:46.525	
17	Tom TOPARIS (NSW)	1:47.792	2:20.653	1:41.926	1:39.944	1:40.586	4:41.472	1:44.888	1:38.611	<u>1:38.297</u>	1:59.010
18	Nicholas CLAIR (VIC)	2:10.885	2:03.815	2:01.201	1:57.239	1:56.938	2:07.464	1:56.347	1:55.781	<u>1:55.695</u>	1:57.718
20	Hunter FORD (NSW)	1:52.499	2:50.201	<u>1:50.696</u>							
25	Michael KING (WA)	1:54.175	1:49.243	1:46.944	1:49.303	1:45.618	<u>1:44.960</u>				
31	Christopher DOBIE (NSW)	2:01.337	1:52.514	1:52.395	1:51.351	1:50.710	1:49.761	1:49.609	1:50.416	1:49.902	<u>1:49.351</u>
33	Reid BATTYE (NSW)	1:49.523	1:43.517	1:46.639	1:42.277	4:58.460	1:50.843	1:39.787	1:37.852	<u>1:37.277</u>	
36	Arkadiusz DEPCZYNSKI (VIC)	2:14.084	2:04.140	2:05.363	2:04.707	2:02.056	1:59.623	2:00.060	<u>1:58.647</u>	1:58.914	1:59.483
39	Scott NICHOLSON (VIC)	1:54.315	1:50.309	1:49.682	1:49.323	<u>1:48.388</u>					
42	Jack PASSFIELD (NSW)	2:04.350	1:53.908	1:51.877	1:49.905	1:47.966	1:46.816	1:47.074	1:47.117	1:46.890	1:45.611
		10	<u>1:45.402</u>								
44	James BOYLE (NSW)	2:07.158	1:57.837	1:56.728	1:56.178	1:54.612	1:52.225	1:51.996	1:54.224	1:52.059	<u>1:51.195</u>
46	Aidan HAYES (NSW)	1:54.268	1:46.616	1:45.145	1:44.187	<u>1:43.867</u>					
54	Jack DAWES (NSW)	1:51.711	1:43.214	1:44.755	1:44.398	1:42.752	1:41.224	1:41.080	<u>1:40.553</u>	2:39.478	1:48.612
		10	1:42.524								
55	Brandon DEMMERY (NSW)	1:51.286	1:44.006	2:27.063	1:54.775	1:42.341	1:41.192	2:44.689	1:49.233	1:40.455	1:40.625
		10	<u>1:40.308</u>								
58	Callum ALDERSON (VIC)	2:15.253	1:49.788	1:44.762	1:43.067	1:42.698	1:43.088	1:42.849	1:41.349	1:41.252	1:41.744
		10	<u>1:40.743</u>	1:42.789							
65	Jonah SITA (WA)	2:03.667	1:58.682	1:54.751	1:54.482	1:52.733	1:50.433	1:50.744	<u>1:49.409</u>		
85	Ty LYNCH (SA)	1:55.566	1:51.448	1:50.451	1:49.020	1:46.661	<u>1:46.201</u>	1:46.867			
86	Oliver BAYLISS (QLD)	1:54.040	1:51.387	1:49.054	1:49.343	1:49.241	1:44.727	1:44.684	1:45.836	2:25.537	1:46.804
		10	<u>1:43.306</u>								
93	Drew SELLS (VIC)	2:43.380	1:50.838	1:46.409	2:28.096	1:53.256	1:43.988	1:42.258	<u>1:41.138</u>	1:42.072	1:44.865
		10	1:46.898								
117	Zane FORD (NSW)	2:03.526	1:53.792	1:50.737	1:48.594	<u>1:47.892</u>	1:48.255	1:48.397	1:50.481	1:48.606	
136	Lee CHEETHAM (NSW)	4:28.157	5:32.274	1:50.707	<u>1:46.284</u>	1:47.278					
322	Keegan PICKERING (NSW)	2:07.015	1:58.301	1:57.262	1:56.368	2:07.385	1:53.607	2:46.947	2:08.106	<u>1:53.221</u>	1:53.832
337	Gregory FARRELL (NSW)	2:04.423	1:53.447	1:52.320	1:50.043	1:50.038	1:49.282	<u>1:48.680</u>	4:30.467		
345	Sam CONDON (NSW)	1:54.917	1:46.630	1:44.897	1:46.759	1:44.495	1:41.872	1:41.565	4:10.787	1:41.475	<u>1:40.066</u>

The results are provisional until the end of the time limit for protests and appeals.



Chief Time Keeper - Scott Laing



Clerk of Course - Tom Williams



Computime Race Timing Systems Pty Ltd © 1996

Licensed to Computime Race Timing Systems

www.computime.com.au

COMPUTIME RACE TIMING SYSTEMS PTY LTD

9 Timber Lane, Glen Waverley, Vic 3150. Ph : 0418 17 13 17

E-mail : scott@computime.com.au

2016



YAMAHA MOTOR FINANCE

AUSTRALIAN SUPERBIKE CHAMPIONSHIP

Winton Park Raceway - Vic

PRESENTED BY

Round 6
Sept 30 - Oct 2PRODUCTION
Qualifying 2Date: 01/10/16
Event: Q07
Weather: Mist - 12.0C
Track: Damp/drying - Temp: 12.3CStarted at: 11:28:52
Laps: 20 Min
Starters: 24
Printed at: 14:15

PROVISIONAL SPLIT TIMES

Lap	Split 1	Split 2	Split 3	Split 4	Lap Time	Spd	Lap	Split 1	Split 2	Split 3	Split 4	Lap Time	Spd
1 Justin HALL (NSW) (14th)							4	15.194	17.912	39.719	36.478	1:49.303	148
1	19.297	18.511	41.809	36.666	1:56.283 P		5	14.841	17.613	37.828	35.336	1:45.618	149
2	15.414	17.783	37.739	35.847	1:46.783	149	6	14.858	17.611	37.195	35.296	1:44.960	149
3	15.275	17.577	37.726	46.089	1:56.667	154	31 Christopher DOBIE (NSW) (18th)						
4	15.724	18.267	37.348	35.166	1:46.505	145	1	22.925	20.035	40.160	38.217	2:01.337 P	
5	16.086	17.291	39.719	40.025	1:53.121	149	2	16.379	19.297	39.010	37.828	1:52.514	138
6	15.377	18.063	37.082	36.358	1:46.880	137	3	16.938	19.119	39.173	37.165	1:52.395	139
7	15.207	17.816	39.136	3:58.398	5:10.557	149	4	16.372	19.192	38.498	37.289	1:51.351	140
8	18.579	17.787	38.687	36.119	1:51.172 P		5	16.233	18.809	38.935	36.733	1:50.710	140
9	15.054	17.770	37.994	35.707	1:46.525	152	6	16.097	18.645	38.525	36.494	1:49.761	139
17 Tom TOPARIS (NSW) (2nd)							7	16.024	18.863	38.213	36.509	1:49.609	140
1	18.428	17.159	35.743	36.462	1:47.792 P		8	16.123	18.980	38.717	36.596	1:50.416	142
2	46.151	20.839	38.349	35.314	2:20.653	155	9	16.166	18.809	38.252	36.675	1:49.902	141
3	14.894	16.932	35.397	34.703	1:41.926	152	10	15.914	18.852	38.033	36.552	1:49.351	140
4	14.492	16.436	35.210	33.806	1:39.944	150	33 Reid BATTYE (NSW) (1st)						
5	14.613	16.954	35.663	33.356	1:40.586	155	1	18.730	17.865	36.807	36.121	1:49.523 P	
6	14.233	16.849	44.315	3:26.075	4:41.472	157	2	14.893	17.183	36.306	35.135	1:43.517	149
7	17.655	17.003	35.939	34.291	1:44.888 P		3	14.675	18.892	38.080	34.992	1:46.639	151
8	14.296	16.399	34.625	33.291	1:38.611	153	4	14.317	17.256	36.090	34.614	1:42.277	149
9	13.898	16.372	34.696	33.331	1:38.297	153	5	15.349	18.234	39.906	3:44.971	4:58.460	150
10	14.059	17.258	44.022	43.671	1:59.010	153	6	20.919	18.310	36.684	34.930	1:50.843 P	
18 Nicholas CLAIR (VIC) (23th)							7	14.197	16.783	35.207	33.600	1:39.787	152
1	22.249	22.195	45.343	41.098	2:10.885 P		8	13.631	16.362	34.591	33.268	1:37.852	153
2	18.086	20.959	43.814	40.956	2:03.815	134	9	13.563	16.178	34.509	33.027	1:37.277	153
3	18.324	20.351	42.606	39.920	2:01.201	134	36 Arkadiusz DEPCZYNSKI (VIC) (24th)						
4	17.269	19.890	41.452	38.628	1:57.239	137	1	21.859	22.814	47.990	41.421	2:14.084 P	
5	17.204	20.001	41.124	38.609	1:56.938	143	2	17.497	21.232	44.999	40.412	2:04.140	141
6	16.669	19.547	41.230	50.018	2:07.464	141	3	18.415	21.733	44.363	40.852	2:05.363	137
7	17.171	19.579	41.263	38.334	1:56.347	136	4	18.536	21.096	44.628	40.447	2:04.707	140
8	16.429	19.880	41.080	38.392	1:55.781	143	5	17.515	21.214	44.064	39.263	2:02.056	144
9	16.520	19.428	41.093	38.654	1:55.695	136	6	17.418	20.089	42.783	39.333	1:59.623	142
10	16.797	19.831	41.401	39.689	1:57.718	137	7	17.550	19.992	43.482	39.036	2:00.060	142
20 Hunter FORD (NSW) (20th)							8	16.628	20.100	42.643	39.276	1:58.647	143
1	18.788	18.619	38.622	36.470	1:52.499 P		9	16.986	19.994	42.581	39.353	1:58.914	141
2	15.191	17.966	37.269	1:39.775	2:50.201	143	10	16.969	19.575	43.607	39.332	1:59.483	140
3	17.177	17.855	38.839	36.825	1:50.696	P	39 Scott NICHOLSON (VIC) (16th)						
25 Michael KING (WA) (10th)							1	18.205	18.655	39.673	37.782	1:54.315 P	
1	18.780	19.338	39.580	36.477	1:54.175 P		2	15.795	18.143	39.293	37.078	1:50.309	147
2	15.849	18.282	38.962	36.150	1:49.243	149	3	15.611	18.050	39.182	36.839	1:49.682	148
3	15.241	17.794	37.886	36.023	1:46.944	150	4	15.445	18.270	39.188	36.420	1:49.323	147

Scott Laing
Chief Time Keeper - Scott Laing

Tom Williams
Clerk of Course - Tom Williams



Computime Race Timing Systems Pty Ltd © 1996
Licensed to Computime Race Timing Systems
www.computime.com.au

COMPUTIME RACE TIMING SYSTEMS PTY LTD
9 Timber Lane, Glen Waverley, Vic 3150. Ph : 0418 17 13 17
E-mail : scott@computime.com.au



2016



YMF
YAMAHA MOTOR FINANCE

AUSTRALIAN SUPERBIKE CHAMPIONSHIP

Winton Park Raceway - Vic

PRESENTED BY



Round 6
Sept 30 - Oct 2



PRODUCTION
Qualifying 2

Date: 01/10/16
Event: Q07
Weather: Mist - 12.0C
Track: Damp/drying - Temp: 12.3C

Started at: 11:28:52
Laps: 20 Min
Starters: 24
Printed at: 14:15

PROVISIONAL SPLIT TIMES

Lap	Split 1	Split 2	Split 3	Split 4	Lap Time	Spd	Lap	Split 1	Split 2	Split 3	Split 4	Lap Time	Spd
5	15.764	<u>17.855</u>	<u>38.379</u>	<u>36.390</u>	<u>1:48.388</u>	148	10	17.149	18.459	37.641	35.363	1:48.612 P	
							11	<u>14.133</u>	17.160	35.354	35.877	1:42.524	149
42 Jack PASSFIELD (NSW) (11th)							55 Brandon DEMMERY (NSW) (4th)						
1	21.864	20.578	43.614	38.294	2:04.350 P		1	18.957	17.963	37.925	36.441	1:51.286	
2	16.153	19.423	40.629	37.703	1:53.908	143	2	15.069	17.025	36.331	35.581	1:44.006	151
3	16.242	18.881	39.935	36.819	1:51.877	144	3	14.665	17.846	40.017	1:14.535	2:27.063	149
4	15.762	18.579	39.214	36.350	1:49.905	143	4	23.177	18.587	37.881	35.130	1:54.775 P	
5	15.390	18.181	38.226	36.169	1:47.966	146	5	14.665	16.974	36.019	34.683	1:42.341	149
6	15.236	18.005	37.649	35.926	1:46.816	146	6	14.332	17.360	35.157	34.343	1:41.192	150
7	15.284	17.795	37.937	36.058	1:47.074	147	7	14.300	17.426	41.395	1:31.568	2:44.689	155
8	15.142	17.982	38.106	35.887	1:47.117	147	8	20.565	17.722	36.324	34.622	1:49.233 P	
9	<u>14.933</u>	17.804	38.399	35.754	1:46.890	148	9	14.204	16.892	35.125	34.234	1:40.455	150
10	15.221	17.885	37.231	<u>35.274</u>	1:45.611	147	10	14.187	<u>16.872</u>	35.424	<u>34.142</u>	1:40.625	149
11	15.061	<u>17.710</u>	<u>36.763</u>	35.868	<u>1:45.402</u>	147	11	<u>14.139</u>	16.881	<u>34.732</u>	34.556	<u>1:40.308</u>	150
44 James BOYLE (NSW) (21th)							58 Callum ALDERSON (VIC) (6th)						
1	20.561	21.437	45.092	40.068	2:07.158 P		1	18.110	18.346	38.298	1:00.499	2:15.253 P	
2	16.746	20.624	41.813	38.654	1:57.837	142	2	18.215	17.650	38.015	35.908	1:49.788 P	
3	16.836	19.827	42.272	37.793	1:56.728	141	3	14.814	17.546	37.007	35.395	1:44.762	150
4	16.294	19.904	41.326	38.654	1:56.178	144	4	14.563	17.146	36.425	34.933	1:43.067	149
5	17.596	19.889	40.113	37.014	1:54.612	145	5	14.594	17.157	36.324	34.623	1:42.698	151
6	16.120	19.221	39.978	36.906	1:52.225	141	6	14.288	16.967	36.488	35.345	1:43.088	151
7	<u>15.703</u>	<u>19.136</u>	39.931	37.226	1:51.996	145	7	14.947	17.097	36.083	34.722	1:42.849	146
8	16.112	20.026	40.416	37.670	1:54.224	144	8	14.197	16.997	<u>35.738</u>	34.417	1:41.349	152
9	16.097	19.300	39.588	37.074	1:52.059	140	9	14.126	17.014	35.967	34.145	1:41.252	149
10	15.966	19.167	<u>39.316</u>	<u>36.746</u>	<u>1:51.195</u>	142	10	14.126	17.010	36.546	<u>34.062</u>	1:41.744	150
46 Aidan HAYES (NSW) (9th)							11	<u>13.959</u>	<u>16.715</u>	35.935	34.134	<u>1:40.743</u>	151
1	19.295	19.133	39.373	36.467	1:54.268 P		12	13.975	17.027	35.823	35.964	1:42.789	150
2	15.232	17.860	37.400	36.124	1:46.616	147	65 Jonah SITA (WA) (19th)						
3	15.193	17.710	36.942	35.300	1:45.145	144	1	19.979	20.395	43.672	39.621	2:03.667 P	
4	14.911	17.742	36.492	<u>35.042</u>	1:44.187	147	2	17.549	19.802	42.595	38.736	1:58.682	142
5	<u>14.756</u>	<u>17.476</u>	<u>36.468</u>	35.167	<u>1:43.867</u>	148	3	16.842	19.111	41.098	37.700	1:54.751	140
54 Jack DAWES (NSW) (5th)							4	16.347	18.818	41.842	37.475	1:54.482	148
1	18.558	18.953	38.475	35.725	1:51.711 P		5	16.196	18.980	41.017	36.540	1:52.733	144
2	14.876	17.357	36.287	34.694	1:43.214	147	6	15.500	<u>18.160</u>	39.937	36.836	1:50.433	146
3	15.663	17.456	36.006	35.630	1:44.755	149	7	15.568	18.722	39.680	36.774	1:50.744	145
4	14.931	17.561	36.403	35.503	1:44.398	147	8	<u>15.280</u>	18.244	<u>39.469</u>	<u>36.416</u>	<u>1:49.409</u>	145
5	14.763	17.329	35.962	34.698	1:42.752	150	85 Ty LYNCH (SA) (12th)						
6	14.568	17.034	35.340	34.282	1:41.224	148	1	20.214	18.985	39.329	37.038	1:55.566 P	
7	14.526	16.996	35.497	<u>34.061</u>	1:41.080	148	2	15.672	19.016	39.540	37.220	1:51.448	144
8	14.183	<u>16.993</u>	<u>35.233</u>	34.144	<u>1:40.553</u>	149	3	16.038	18.633	39.083	36.697	1:50.451	143
9	14.499	18.514	37.548	1:28.917	2:39.478	150							

Scott Laing
Chief Time Keeper - Scott Laing

Tom Williams
Clerk of Course - Tom Williams



Computime Race Timing Systems Pty Ltd © 1996
Licensed to Computime Race Timing Systems
www.computime.com.au

COMPUTIME RACE TIMING SYSTEMS PTY LTD
9 Timber Lane, Glen Waverley, Vic 3150. Ph : 0418 17 13 17
E-mail : scott@computime.com.au



2016



AUSTRALIAN SUPERBIKE CHAMPIONSHIP

Winton Park Raceway - Vic

PRESENTED BY



Round 6
Sept 30 - Oct 2



PRODUCTION
Qualifying 2

Started at: **11:28:52**
Laps: **20 Min**
Starters: **24**
Printed at: **14:15**

Date: **01/10/16**
Event: **Q07**
Weather: **Mist - 12.0C**
Track: **Damp/drying - Temp: 12.3C**

PROVISIONAL SPLIT TIMES

Lap	Split 1	Split 2	Split 3	Split 4	Lap Time	Spd	Lap	Split 1	Split 2	Split 3	Split 4	Lap Time	Spd
136 Lee CHEETHAM (NSW) (13th)													
4	16.007	18.249	38.460	36.304	1:49.020	142	1	20.448	18.907	39.989	3:08.813	4:28.157	P
5	15.541	<u>17.911</u>	37.345	35.864	1:46.661	144	2	20.383	22.228	45.493	4:04.170	5:32.274	P
6	15.597	<u>17.979</u>	<u>37.165</u>	<u>35.460</u>	<u>1:46.201</u>	145	3	18.549	18.175	37.405	36.578	1:50.707	P
7	<u>15.445</u>	17.943	37.295	36.184	1:46.867	145	4	15.383	17.918	<u>36.923</u>	<u>36.060</u>	<u>1:46.284</u>	144
86 Oliver BAYLISS (QLD) (8th)													
1	19.198	19.000	39.208	36.634	1:54.040	P	5	<u>15.313</u>	<u>17.894</u>	37.743	36.328	1:47.278	144
2	15.859	19.083	39.503	36.942	1:51.387	151	322 Keegan PICKERING (NSW) (22th)						
3	15.761	18.540	38.259	36.494	1:49.054	152	1	21.333	21.227	45.057	39.398	2:07.015	P
4	15.611	18.269	38.772	36.691	1:49.343	153	2	16.766	20.046	42.721	38.768	1:58.301	148
5	15.532	18.350	40.409	34.950	1:49.241	151	3	16.765	19.805	41.963	38.729	1:57.262	146
6	14.708	<u>17.470</u>	37.382	35.167	1:44.727	150	4	16.585	19.646	41.829	38.308	1:56.368	143
7	14.855	<u>17.667</u>	37.163	34.999	1:44.684	152	5	20.001	22.897	44.579	39.908	2:07.385	148
8	14.770	17.765	38.195	35.106	1:45.836	153	6	16.437	19.226	<u>40.639</u>	<u>37.305</u>	1:53.607	147
9	15.208	17.921	38.150	1:14.258	2:25.537	151	7	16.418	19.708	45.727	1:25.094	2:46.947	153
10	16.343	18.086	37.348	35.027	1:46.804	P	8	27.067	20.766	42.683	37.590	2:08.106	P
11	<u>14.611</u>	17.590	<u>36.201</u>	<u>34.904</u>	<u>1:43.306</u>	152	9	<u>15.845</u>	<u>18.858</u>	40.895	37.623	<u>1:53.221</u>	151
93 Drew SELLS (VIC) (7th)													
1	18.185	18.834	39.495	1:26.866	2:43.380	P	10	16.018	19.323	40.847	37.644	1:53.832	148
2	18.201	18.290	37.290	37.057	1:50.838	P	337 Gregory FARRELL (NSW) (17th)						
3	15.285	18.033	37.225	35.866	1:46.409	147	1	21.099	20.685	43.184	39.455	2:04.423	P
4	15.108	17.766	38.402	1:16.820	2:28.096	146	2	16.208	19.064	40.165	38.010	1:53.447	141
5	20.121	19.184	37.762	36.189	1:53.256	P	3	16.292	18.854	39.801	37.373	1:52.320	138
6	15.343	17.512	36.051	35.082	1:43.988	145	4	15.835	18.484	38.655	37.069	1:50.043	140
7	14.548	17.143	35.762	34.805	1:42.258	148	5	16.074	18.765	38.635	<u>36.564</u>	1:50.038	142
8	<u>14.334</u>	16.909	35.638	<u>34.257</u>	<u>1:41.138</u>	148	6	15.837	18.244	38.594	36.607	1:49.282	142
9	14.489	<u>16.879</u>	<u>35.455</u>	35.249	1:42.072	150	7	15.612	<u>18.134</u>	<u>38.207</u>	36.727	<u>1:48.680</u>	142
10	14.375	18.056	36.999	35.435	1:44.865	147	8	<u>15.570</u>	18.513	<u>38.207</u>	3:18.177	4:30.467	141
11	14.499	17.805	37.004	37.590	1:46.898	150	345 Sam CONDON (NSW) (3rd)						
117 Zane FORD (NSW) (15th)													
1	21.036	20.590	42.890	39.010	2:03.526	P	1	19.416	18.967	39.582	36.952	1:54.917	P
2	16.524	19.580	40.298	37.390	1:53.792	145	2	15.201	17.586	37.216	36.627	1:46.630	146
3	16.198	18.672	39.092	36.775	1:50.737	148	3	15.043	17.609	36.877	35.368	1:44.897	148
4	15.878	18.116	38.798	<u>35.802</u>	1:48.594	146	4	15.754	18.148	36.875	35.982	1:46.759	146
5	15.515	17.975	38.539	35.863	<u>1:47.892</u>	149	5	15.281	17.581	37.055	<u>34.578</u>	1:44.495	151
6	15.385	18.113	38.662	36.095	1:48.255	147	6	<u>14.365</u>	17.029	35.576	34.902	1:41.872	149
7	15.692	<u>17.831</u>	<u>38.410</u>	36.464	1:48.397	148	7	14.663	<u>16.916</u>	<u>35.335</u>	34.651	1:41.565	147
8	15.407	19.336	39.092	36.646	1:50.481	146	8	14.688	17.287	37.217	3:01.595	4:10.787	147
9	<u>15.196</u>	17.967	39.396	36.047	1:48.606	146	9					1:41.475	
							10					<u>1:40.066</u>	

The results are provisional until the end of the time limit for protests and appeals.

Scott Laing
Chief Time Keeper - Scott Laing

Tom Williams
Clerk of Course - Tom Williams



Computime Race Timing Systems Pty Ltd © 1996
Licensed to Computime Race Timing Systems
www.computime.com.au

COMPUTIME RACE TIMING SYSTEMS PTY LTD
9 Timber Lane, Glen Waverley, Vic 3150. Ph : 0418 17 13 17
E-mail : scott@computime.com.au



2016  **YMF** AUSTRALIAN SUPERBIKE CHAMPIONSHIP
YAMAHA MOTOR FINANCE

Winton Park Raceway - Vic

PRESENTED BY



Round 6
Sept 30 - Oct 2



PRODUCTION
Qualifying 2

Date: 01/10/16
 Event: Q07
 Weather: Mist - 12.0C
 Track: Damp/drying - Temp: 12.3C

Started at: 11:28:52
 Laps: 20 Min
 Starters: 24
 Printed at: 14:16

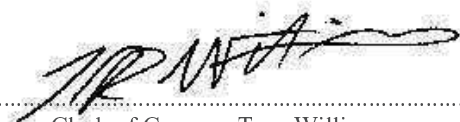
PROVISIONAL FASTEST LAPS SEQUENCE

Race Time	No	Name	Machine	Fastest Lap	On Lap
2:02.101	33	Reid BATTYE (NSW)	Kawasaki EX 300	1:49.523	1
2:02.634	17	Tom TOPARIS (NSW)	Kawasaki EX 300	1:47.792	1
3:45.618	33	Reid BATTYE (NSW)	Kawasaki EX 300	1:43.517	2
4:13.753	54	Jack DAWES (NSW)	Yamaha R3 320	1:43.214	2
6:05.213	17	Tom TOPARIS (NSW)	Kawasaki EX 300	1:41.926	3
7:45.157	17	Tom TOPARIS (NSW)	Kawasaki EX 300	1:39.944	4
15:43.624	33	Reid BATTYE (NSW)	Kawasaki EX 300	1:39.787	7
17:21.476	33	Reid BATTYE (NSW)	Kawasaki EX 300	1:37.852	8
18:58.753	33	Reid BATTYE (NSW)	Kawasaki EX 300	1:37.277	9

The results are provisional until the end of the time limit for protests and appeals.



Chief Time Keeper - Scott Laing



Clerk of Course - Tom Williams



Computime Race Timing Systems Pty Ltd © 1996
 Licensed to Computime Race Timing Systems
www.computime.com.au

COMPUTIME RACE TIMING SYSTEMS PTY LTD
 9 Timber Lane, Glen Waverley, Vic 3150. Ph : 0418 17 13 17
 E-mail : scott@computime.com.au



2016

**YMF**
YAMAHA MOTOR FINANCE**AUSTRALIAN SUPERBIKE CHAMPIONSHIP****Winton Park Raceway - Vic**

PRESENTED BY

**Round 6**
Sept 30 - Oct 2**PRODUCTION**
Qualifying 2Date: 01/10/16
Event: Q07
Weather: Mist - 12.0C
Track: Damp/drying - Temp: 12.3CStarted at: 11:28:52
Laps: 20 Min
Starters: 24
Printed at: 14:16**PROVISIONAL BEST PARTIAL TIMES**

Pos	Split 1		Split 2		Split 3		Split 4		LAP		Ideal	Fastest
	Name	Time	Name	Time	Name	Time	Name	Time	Name			
1	R. BATTYE	13.563	R. BATTYE	16.026	R. BATTYE	34.509	R. BATTYE	33.027	R. BATTYE	1:37.125	1:37.277	
2	T. TOPARIS	13.898	T. TOPARIS	16.372	T. TOPARIS	34.625	T. TOPARIS	33.291	T. TOPARIS	1:38.186	1:38.297	
3	C. ALDERSON	13.959	C. ALDERSON	16.715	B. DEMMERY	34.732	J. DAWES	34.061	B. DEMMERY	1:39.885	1:40.308	
4	J. DAWES	14.133	B. DEMMERY	16.872	J. DAWES	35.233	C. ALDERSON	34.062	S. CONDON	1:40.066	1:40.066	
5	B. DEMMERY	14.139	D. SELLS	16.879	S. CONDON	35.335	B. DEMMERY	34.142	J. DAWES	1:40.420	1:40.553	
6	D. SELLS	14.334	S. CONDON	16.916	D. SELLS	35.455	D. SELLS	34.257	C. ALDERSON	1:40.474	1:40.743	
7	S. CONDON	14.365	J. DAWES	16.993	C. ALDERSON	35.738	S. CONDON	34.578	D. SELLS	1:40.925	1:41.138	
8	O. BAYLISS	14.611	J. HALL	17.291	A. HAYES	36.165	O. BAYLISS	34.904	O. BAYLISS	1:43.186	1:43.306	
9	A. HAYES	14.756	O. BAYLISS	17.470	O. BAYLISS	36.201	A. HAYES	35.042	A. HAYES	1:43.439	1:43.867	
10	M. KING	14.811	A. HAYES	17.476	J. PASSFIELD	36.763	J. HALL	35.166	J. HALL	1:44.593	1:46.505	
11	J. PASSFIELD	14.933	M. KING	17.611	L. CHEETHAM	36.923	J. PASSFIELD	35.274	J. PASSFIELD	1:44.680	1:45.402	
12	H. FORD	15.001	J. PASSFIELD	17.710	J. HALL	37.082	M. KING	35.296	M. KING	1:44.913	1:44.960	
13	J. HALL	15.054	H. FORD	17.804	T. LYNCH	37.165	T. LYNCH	35.460	T. LYNCH	1:45.981	1:46.201	
14	Z. FORD	15.144	Z. FORD	17.831	M. KING	37.195	Z. FORD	35.802	L. CHEETHAM	1:46.190	1:46.284	
15	J. SITA	15.280	S. NICHOLSO	17.855	H. FORD	37.269	L. CHEETHAM	36.060	H. FORD	1:46.544	1:50.696	
16	L. CHEETHAM	15.313	L. CHEETHAM	17.894	Z. FORD	38.002	S. NICHOLSO	36.390	Z. FORD	1:46.779	1:47.892	
17	S. NICHOLSO	15.445	T. LYNCH	17.911	C. DOBIE	38.033	J. SITA	36.416	S. NICHOLSO	1:48.069	1:48.388	
18	T. LYNCH	15.445	G. FARRELL	18.134	G. FARRELL	38.207	H. FORD	36.470	G. FARRELL	1:48.475	1:48.680	
19	G. FARRELL	15.570	J. SITA	18.160	S. NICHOLSO	38.379	C. DOBIE	36.494	C. DOBIE	1:49.086	1:49.351	
20	J. BOYLE	15.703	C. DOBIE	18.645	J. BOYLE	39.316	G. FARRELL	36.564	J. SITA	1:49.325	1:49.409	
21	K. PICKERING	15.845	K. PICKERING	18.858	J. SITA	39.469	J. BOYLE	36.746	J. BOYLE	1:50.901	1:51.195	
22	C. DOBIE	15.914	J. BOYLE	19.136	K. PICKERING	40.639	K. PICKERING	37.305	K. PICKERING	1:52.647	1:53.221	
23	N. CLAIR	16.429	N. CLAIR	19.428	N. CLAIR	41.080	N. CLAIR	38.334	N. CLAIR	1:55.271	1:55.695	
24	A. DEPCZYNS	16.628	A. DEPCZYNS	19.575	A. DEPCZYNS	42.581	A. DEPCZYNS	39.036	A. DEPCZYNS	1:57.820	1:58.647	

The results are provisional until the end of the time limit for protests and appeals.

Chief Time Keeper - Scott Laing

Clerk of Course - Tom Williams



Computime Race Timing Systems Pty Ltd © 1996

Licensed to Computime Race Timing Systems

www.computime.com.au**COMPUTIME RACE TIMING SYSTEMS PTY LTD**

9 Timber Lane, Glen Waverley, Vic 3150. Ph : 0418 17 13 17

E-mail : scott@computime.com.au



Round 6
Sept 30 - Oct 2



PRODUCTION
Overall Qualifying

PROVISIONAL MERGED CLASSIFICATION

Date: 01/10/16

Printed at: 14:16

Pos	No	Gr	Name	Class	Machine	Event Q01	Event Q07	Fastest Lap
1	33	J	Reid BATTYE (NSW) / Ipone / Shark Helmets / Ixon / DB Racing / Kincumber Kebabs / MM Painting	300	Kawasaki EX 300	1:47.759	1:37.277	1:37.277
2	17	D	Tom TOPARIS (NSW)	300	Kawasaki EX 300	1:50.028	1:38.297	1:38.297
3	345	C	Sam CONDON (NSW) / Bikebiz / Swann Insurance / Shark / Iphone / Berik	300	Kawasaki EX 300	1:47.709	1:40.066	1:40.066
4	55	B	Brandon DEMMERY (NSW) / 2 Thugs Customs / GreenteaX50 / RST / Erebus Academy / Dunlop / LS2 / Yamaha	>300	Yamaha R3 320	1:53.747	1:40.308	1:40.308
5	54	C	Jack DAWES (NSW) / JDR Racing / Chemworks / Signwork Group / YRD / Motul / Pirelli / Alan Gray & Co	>300	Yamaha R3 320	1:54.964	1:40.553	1:40.553
6	58	B	Callum ALDERSON (VIC) / YRD / Sign Pro / Jobbox / Yamalube	>300	Yamaha R3 320	1:52.251	1:40.743	1:40.743
7	93	B	Drew SELLS (VIC) / Race Centre / Peter Stevens M-cycles / Oilee Racing / Kaneg	300	Kawasaki EX 300	1:53.870	1:41.138	1:41.138
8	86	J	Oliver BAYLISS (QLD) / Cube Racing / Bell / Alpine Stars	300	Kawasaki EX 300	2:01.973	1:43.306	1:43.306
9	46		Aidan HAYES (NSW) / Hayes Johnston Pty Ltd / Hayes Electrical	>300	Yamaha R3 320	1:54.574	1:43.867	1:43.867
10	25	C	Michael KING (WA) / www.brandsense.com.au / Kaneg / Vortex / Pelican Charters / Pio-Stitch	>300	Yamaha R3 320	2:00.783	1:44.960	1:44.960
11	42	C	Jack PASSFIELD (NSW) / Stay Up Right / Link Intl / Pirelli / Motul / D Moto / RST Leathers / LS2 Helmets	>300	Yamaha R3 320	1:55.352	1:45.402	1:45.402
12	85		Ty LYNCH (SA) / Adelaide M-cycle Recovery / Peter Stevens M-cycles / Neville Lush Racing	>300	Yamaha R3 320	1:56.399	1:46.201	1:46.201
13	136		Lee CHEETHAM (NSW) / Cheetham Eng. / Roches Hotel / Grafton Power Products / West Sliders	300	Kawasaki EX 300	1:57.891	1:46.284	1:46.284
14	1		Justin HALL (NSW) / Shark Leathers / Citybike Worx / West Sliders / The Bolt Barn	300	Kawasaki EX 300	1:57.660	1:46.505	1:46.505
15	117	J	Zane FORD (NSW) / Ford Brothers Racing / Port Performance / Graeme Boyd M-cycles	300	Kawasaki EX 300	2:05.313	1:47.892	1:47.892
16	39	J	Scott NICHOLSON (VIC) / G.Williams Motorcycle Eng. / Traction Control Susp. West / NGK / The Pool Boy	300	Kawasaki EX 300	2:01.799	1:48.388	1:48.388
17	337	C	Gregory FARRELL (NSW) / www.landscapesupplies.com.au / BC Performance	300	Kawasaki EX 300	2:08.451	1:48.680	1:48.680
18	31		Christopher DOBIE (NSW) / AMCN / YMA / Pirelli / Nubski	>300	Yamaha R3 320	2:01.796	1:49.351	1:49.351
19	65	C	Jonah SITA (WA) / Flashpoint M-sport / Chain Reaction M-cycles / Berry Sweet Strawberry Farm	300	Kawasaki EX 300	2:10.169	1:49.409	1:49.409

Scott Laing

Chief Time Keeper - Scott Laing

Tom Williams

Clerk of Course - Tom Williams



Computime Race Timing Systems Pty Ltd © 1996
Licensed to Computime Race Timing Systems
www.computime.com.au

COMPUTIME RACE TIMING SYSTEMS PTY LTD
9 Timber Lane, Glen Waverley, Vic 3150. Ph : 0418 17 13 17
E-mail : scott@computime.com.au





Round 6
Sept 30 - Oct 2



PRODUCTION
Overall Qualifying

PROVISIONAL MERGED CLASSIFICATION

Date: 01/10/16

Printed at: 14:16

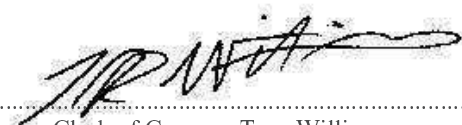
Pos	No	Gr	Name	Class	Machine	Event Q01	Event Q07	Fastest Lap
20	20		Hunter FORD (NSW) / Ford Brothers Racing / Bell Helmets / Port Performance / Gramme Boyd Yamaha	>300	Yamaha R3 320	2:03.725	1:50.696	1:50.696
21	44	C	James BOYLE (NSW)	>300	Yamaha R3 320		1:51.195	1:51.195
						Qualifying Time: 1:51.868		
Non-qualifiers								
22	322	C	Keegan PICKERING (NSW)	300	Kawasaki EX 300	2:15.645	1:53.221	1:53.221
23	18	J	Nicholas CLAIR (VIC) / Lazy Days Guest House Phillip Island	300	Kawasaki EX 300	2:08.586	1:55.695	1:55.695
24	36		Arkadiusz DEPCZYNSKI (VIC)	>300	Yamaha R3 320	2:26.770	1:58.647	1:58.647
25	77		Daniel MOORE (NSW) / City Coast M-cycles / Fish Fingered / Duca Advisors	>300	Yamaha R3 320	2:01.363		2:01.363
26	83		Steven MASON (TAS) / M & M Racing / MotoTrans Tasmania / Horizon M-cycles / Stephco Trading	>300	Yamaha R3 320	2:07.999		2:07.999

*** NON-QUALIFIERS PERMITTED TO START BY CLERK OF COURSE ***

The results are provisional until the end of the time limit for protests and appeals.



Chief Time Keeper - Scott Laing



Clerk of Course - Tom Williams



Computime Race Timing Systems Pty Ltd © 1996
 Licensed to Computime Race Timing Systems
www.computime.com.au

COMPUTIME RACE TIMING SYSTEMS PTY LTD
 9 Timber Lane, Glen Waverley, Vic 3150. Ph : 0418 17 13 17
 E-mail : scott@computime.com.au





Round 6
Sept 30 - Oct 2



PRODUCTION
 EVENTS 2, 7, & 13

PROVISIONAL MERGED GRID SHEET

Date: 01/10/16

Printed at: 14:16




	3 345 S. CONDON 1:40.066	2 17 T. TOPARIS 1:38.297	1 33 R. BATTYE 1:37.277	1
6 58 C. ALDERSON 1:40.743	5 54 J. DAWES 1:40.553	4 55 B. DEMMERY 1:40.308		2
	9 46 A. HAYES 1:43.867	8 86 O. BAYLISS 1:43.306	7 93 D. SELLS 1:41.138	3
12 85 T. LYNCH 1:46.201	11 42 J. PASSFIELD 1:45.402	10 25 M. KING 1:44.960		4
	15 117 Z. FORD 1:47.892	14 1 J. HALL 1:46.505	13 136 L. CHEETHAM 1:46.284	5
18 31 C. DOBIE 1:49.351	17 337 G. FARRELL 1:48.680	16 39 S. NICHOLSON 1:48.388		6
	21 44 J. BOYLE 1:51.195	20 20 H. FORD 1:50.696	19 65 J. SITA 1:49.409	7
24 36 A. DEPCZYNSKI 1:58.647	23 18 N. CLAIR 1:55.695	22 322 K. PICKERING 1:53.221		8
	26 83 S. MASON 2:07.999	25 77 D. MOORE 2:01.363		9

*** NON-QUALIFIERS PERMITTED TO START BY CLERK OF COURSE ***

The results are provisional until the end of the time limit for protests and appeals.


 Chief Time Keeper - Scott Laing


 Clerk of Course - Tom Williams



Computime Race Timing Systems Pty Ltd © 1996
 Licensed to Computime Race Timing Systems
www.computime.com.au

COMPUTIME RACE TIMING SYSTEMS PTY LTD
 9 Timber Lane, Glen Waverley, Vic 3150. Ph : 0418 17 13 17
 E-mail : scott@computime.com.au

